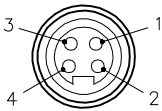
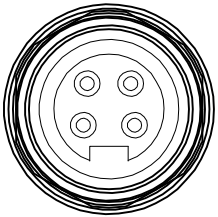


FEMALE END VIEW



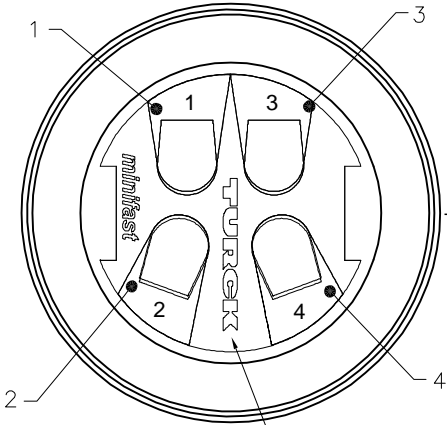
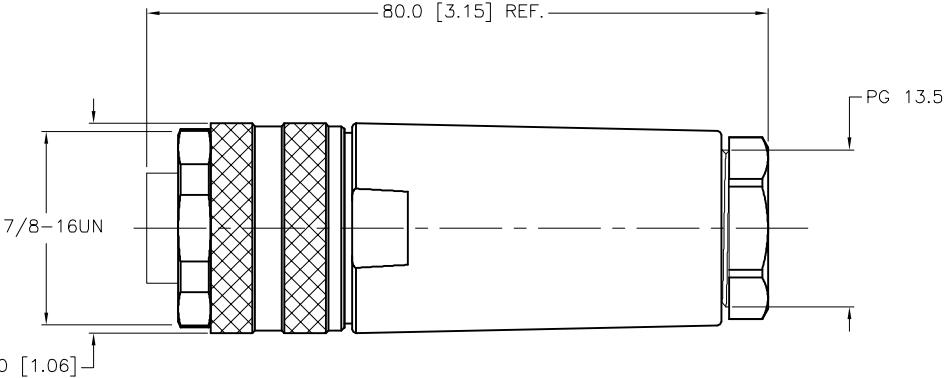
SPECIFICATIONS

HOUSING MATERIAL/COLOR	PBT or NYLON/BLACK
CONTACT MATERIAL/PLATING	BRASS/GOLD
COUPLING NUT MATERIAL/PLATING	DIECAST ZINC/NICKEL
RATED CURRENT [A]	9.0 A (16 AWG), 15.0 A (14 AWG)
RATED VOLTAGE [V]	600 V
MAXIMUM WIRE SIZE	14 AWG
TERMINATION METHOD	SCREW TERMINAL
CABLE GRIP RANGE	10-12mm
TEMPERATURE RATING	-25°C to +85°C (-13°F to +185°F)
PROTECTION CLASS	IP67



WIRE SIDE VIEW

OF CONTACT HOLDER
TO SHOW LABEL DETAILS



(SCALE 2:1)

LABEL ORIENTATION
TO KEYWAY

NOTES:

1. PINOUT REPRESENTS NUMBERING FOR DC WIRING.

SOURCE DRAWING - FOR REFERENCE ONLY

RELATED DOCUMENTS		3RD ANGLE PROJECTION		THIS DRAWING IS CONFIDENTIAL AND THE PROPERTY OF TURCK INC. USE OF THIS DOCUMENT WITHOUT WRITTEN PERMISSION IS PROHIBITED.		3000 CAMPUS DRIVE MINNEAPOLIS, MN 55441 1-800-544-7769 (763) 553-7300 (763) 553-0708 fax www.turck.us	
1. 2. 3. 4.				DRFT RDS		DATE 08/07/19	
MATERIAL		ALL DIMENSIONS DISPLAYED ON THIS DRAWING ARE FOR REFERENCE ONLY		APVD A.A.		SCALE 1=1.0	
FINISH		CONTACT TURCK FOR MORE INFORMATION		UNIT OF MEASUREMENT MILLIMETER [INCH]		DESCRIPTION B 4141-0/13.5 (DC PINOUT)	
SEE SPECIFICATIONS		DO NOT SCALE THIS DRAWING		IDENTIFICATION NO. 100009191		REV B	
SEE SPECIFICATIONS		FILE: 100009191		SHEET 1 OF 1			

B	UPDATED CURRENT RATING AND MAXIMUM WIRE SIZE	ER	05/05/22	77602
REV	DESCRIPTION	BY	DATE	ECO. NO.